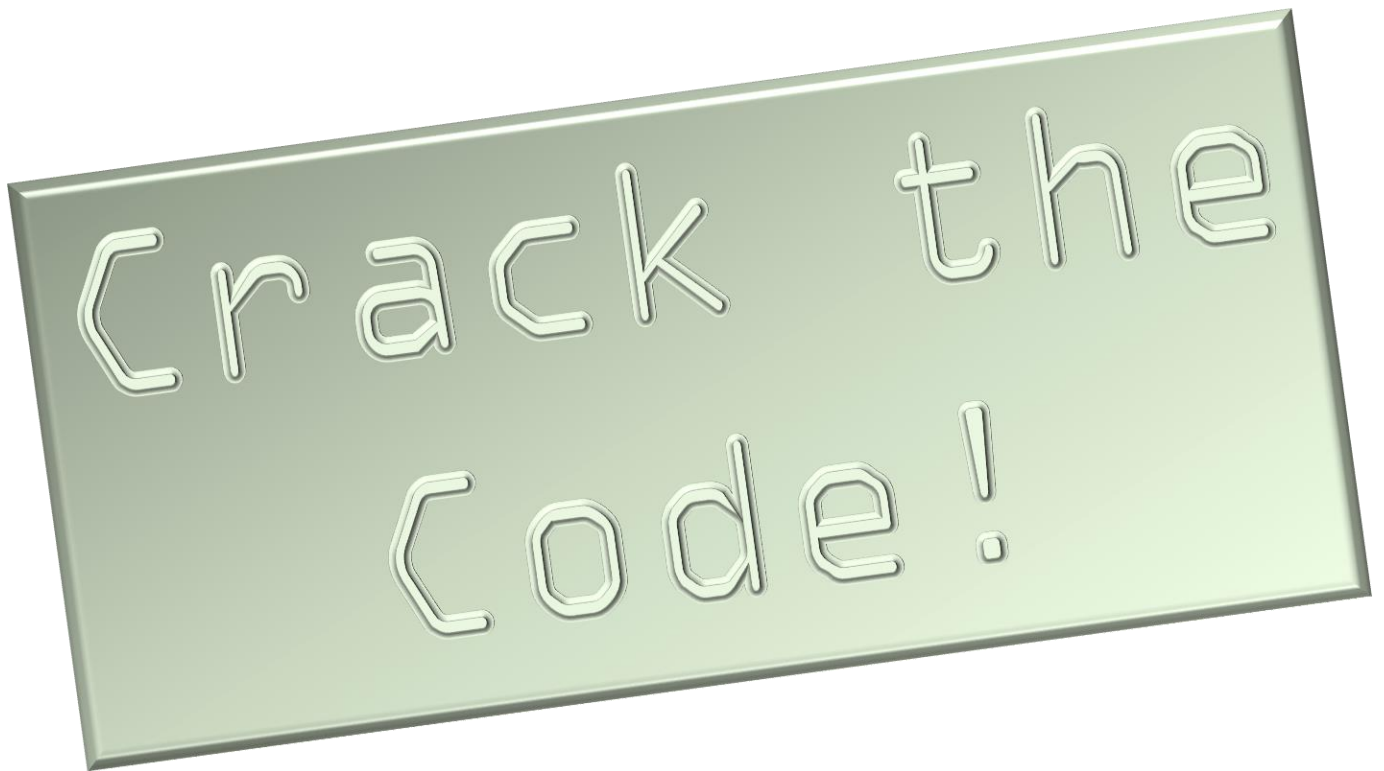


The Military Intelligence Museum



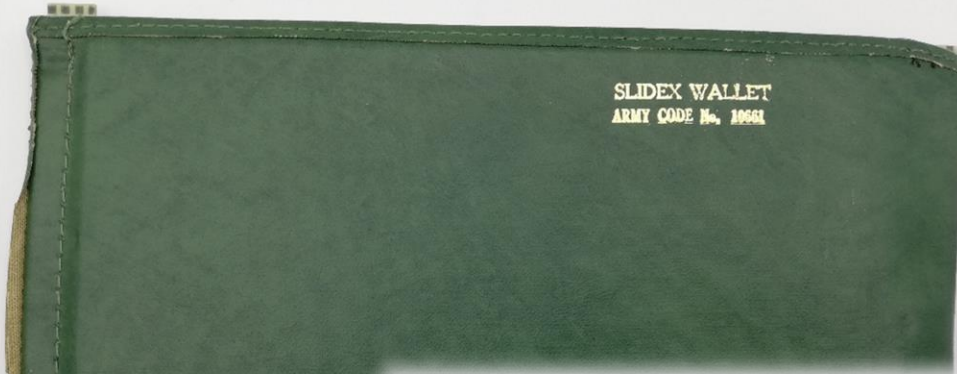
Mission 1:

Basic Slidex Challenge




Slidex is a tool used to encode battlefield messages without the need for a computer.

Soldiers encode their messages to prevent the enemy from understanding them. This way plans and actions can remain secret.... Unless you crack the code!



This is a Slidex wallet used during the Cold War that is in the collection at the Military Intelligence Museum.



How it works:

- Slidex works using vocabulary cards and cursors.
- When someone wants to decode a message using Slidex, they need to know which cards and cursors the sender used.
- A vocabulary card is placed in the centre of the Slidex wallet. A cursor is placed along the top of the vocabulary card. Another cursor is placed along the left side of the vocabulary card. The cursors need to be carefully lined up with the grid on the vocabulary card.

To decode a word using Slidex, you find the first letter on the horizontal cursor.

Then you find the second letter on the vertical cursor.

The grid square on the vocabulary card where these two letters meet will contain your coded word.

Example: YO = Attack

BLUE CARD

At	Attack(ed)	Block(ed)	Bridge	By	Destroy(ed)
Enemy	Expect(ed)	First light	From/For	Guns	Head-quarters
Hide	Immediately	In position	Move	Mission	Night
No	North	Observe(d)	Officer(s)	Orders	Protect
Rations	Radio	River	South	Success(ful)	Tank(s)
Target(ed)	To	Unit(s)	Warning	Wait	Withdraw(n)

Time to crack the code!

Ask an adult to help you cut out the Slidex vocabulary card and cursors on the following pages.

Task 1.

Set up your Slidex using the **blue** vocabulary card with cursors **1** and **3**.

See if you can decode these messages:

RQ DQ YK DK VK. NS RZ NZ.

.....
.....

DZ DI. RS VO. NS EZ EI YS NI.

.....
.....

ES! EO NO DO RK VI. VS YZ. DS EK NK YS YO.

.....
.....

RK YO YK RO VZ. VQ VK.

.....
.....

Task 2.

Set up your Slidex using the **green** vocabulary card with cursors **2** and **4**.

See if you can decode these messages:

QX CA. WA WX MJ WX TX. QA CP FX.

.....
.....

WJ CX WX WP MZ. CJ MA.

.....
.....

WU MU WZ TA WX CP FX. CU MP.

.....
.....

CP FA QP. TU MX FP TP WZ QZ WX CZ. QU FJ FZ.

.....
.....

BLUE CARD

R
E
S
T
R
I
C
T
E
D

At	Attack	Blocked	Bridge	By	Destroyed
Enemy	Expected	First light	For	From	Head- quarters
Hide	Immediately	In position	Move	Mission	Night
No	North	Observe	Officer(s)	Orders	Protect
Rations	Radio	River	South	Successful	Tank(s)
Target	To	Unit(s)	Warning	Wait	Withdraw


R
E
S
T
R
I
C
T
E
D

GREEN CARD

R
E
S
T
R
I
C
T
E
D

Applied	And	Blood	Burns	By air	Chest
Dressing	Evacuate	Exhaustion	Gas	Give	Helicopter
Head	Hospital	Injury	Immediately	Low	Medic(al)
Needed	Order(s)	Oxygen	Prepare	Ready	Receive(d)
Return	Send	Soldier(s)	Sterile	Stretcher(s)	Supplies
Tent	To	Unit	Vaccine(s)	With	Wounded

R
E
S
T
R
I
C
T
E
D



1	R	Y	N	E	D	V
2	F	W	T	Q	M	C

3
O
K
Z
Q
I
S

4
Z
J
P
A
U
X